



**LINCOLN
THEATRE**
ASSOCIATION

Lincoln Theatre Tech Packet



CAPA TICKET CENTER:

614-469-0939

*M-F: 9am – 5 pm /
Sat: 10am – 2pm*



BUSINESS OFFICE:

614-719-6746

LINCOLN BOX OFFICE:

614-384-5639

*Box Office opens two hours before
showtime*



ADDRESS:

769 EAST LONG STREET
COLUMBUS, OH 43203

Lincolntheatrecolumbus.com

Table of Contents

1. General Information.....	3-4
1.1 Staff	
1.2 About	
1.3 General Policies	
2. Parking Information.....	5
3. Stage Specifications.....	6-7
3.1 Stage Dimensions	
3.2 Orchestra Pit	
3.3 Dance Floor/ Staging	
3.4 Stage Plot	
4. Rigging and Line Plot.....	8
5. Electrical.....	9
6. Lighting.....	9-11
6.1 Lighting Equipment	
6.2 Rep Plot	
7. Sound.....	12-13
7.1 Sound Equipment	
7.2 Intercom	
8. Video.....	14
8.1 Video Equipment	
8.2 Projection	
9. Dressing Rooms/Laundry.....	15

1. General Information

1.1 Staff

Suzan Bradford

Executive Director

614-719-6746

sbradford@capa.com

Kevin Seals

Assistant to the Executive Director

614-719-6750

kseals@capa.com

Isaiah Schmackers

Technical Director

614-719-6748

ischmackers@capa.com

Diana Pagán

Donations and Sponsorship

614-719-6676

dpagán@capa.com

Elena Perantoni

Facility Rental/
Programming Assistant

614-719-6696

eperantoni@capa.com

Doug Weise

Food & Beverage
Manager

614-719-6602

dweise@capa.com

1. General Information

1.2 About

THE MISSION

The mission of the Lincoln Theatre Association is to serve as the steward of the historic landmark theatre, as an incubator for talented, emerging artists in our community, as a presenter of the highest quality artists from around the world, and as a creative partner that is an economic catalyst for the revitalization of the King-Lincoln District and downtown Columbus.

The Lincoln Theatre, originally named the Ogden Theatre and Ballroom, officially opened on Thanksgiving Day 1928.

From the 1930s – 1960s, the King-Lincoln District became one of the most popular venues in the country for live jazz.

Saved by completion of mandatory repairs in 1992, the Lincoln was officially added to the National Register of Historic Places.

The Lincoln Theatre reopened in May 2009 as Columbus' only urban performing arts and education center.

1.3 General Policies

FACILITY FEE

To maintain, preserve, and enhance the beauty and working condition of the theatre, a \$1.50 per ticket "Restoration Charge" is added to the base ticket price of each event at the Lincoln.

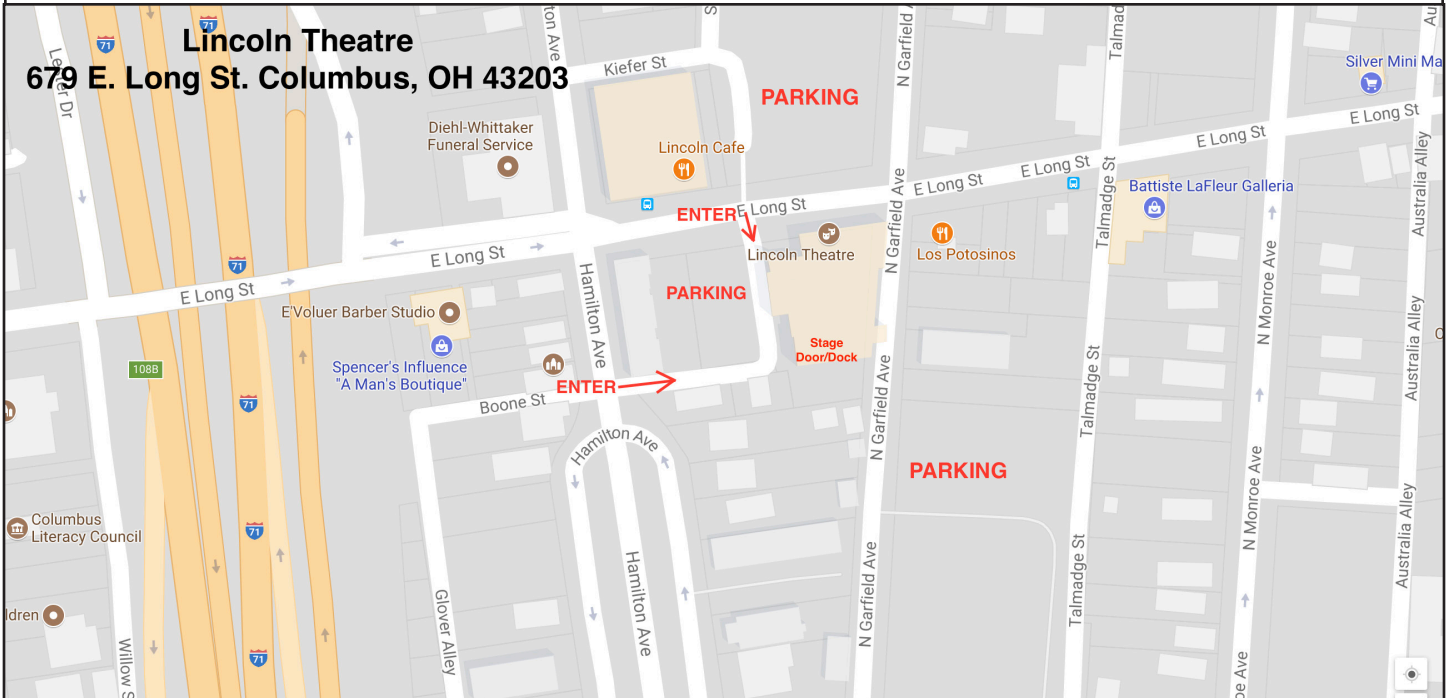
TICKETMASTER

CAPA has a contract with Ticketmaster for all events at the Ohio, Palace, Southern, Riffe Center, and Lincoln Theatres. CAPA sets up and supervises each event on the system.

HOLDS

Holds may be placed and held for up to two weeks. After that time, your hold will be released if you have not communicated with CAPA in writing. If you do not check in, your date may be released.

2. Parking Information



WEST LOT

There is free parking connected to the theatre directly west of the building.

NORTH LOT

There is free parking across the street in the North parking lot. This lot is shared with several local businesses.

EAST LOT

We share parking with Broad Street Presbyterian church on the east side of the building.

LOADING DOCK

Loading dock located on west side of building. Loading dock door is 12' high and 7'7" wide. Dock height is 39".

3. Stage Specifications

3.1 Stage Dimensions

- Proscenium Height – 3 levels - 15', 17'6", 20'
- Proscenium Width – 38'8"
- Plaster Line to back wall – 18'2"
- Front of stage to back wall – 38'9"
- Orchestra pit to back wall – 33'2"
- Orchestra pit depth at center – 5'7"
- Stage Left wing space (from proscenium to side wall) – 23' 9"
- Stage Right wing space (from proscenium to side wall) – 10'5" and 7'8"
- Stage Height from audience - 3'8"
- Grid Height – 46'3"
- Stage left Flyrail - 13'2" CLEARANCE
- Stage left and right Alcove height 6'2"
- Loading dock door – 7'- 7" Wide by 12' High
- Door to stage – 8'10" Wide By 13'10' High
- Front of stage to FOH - 50'3"



3.2 Orchestra Pit

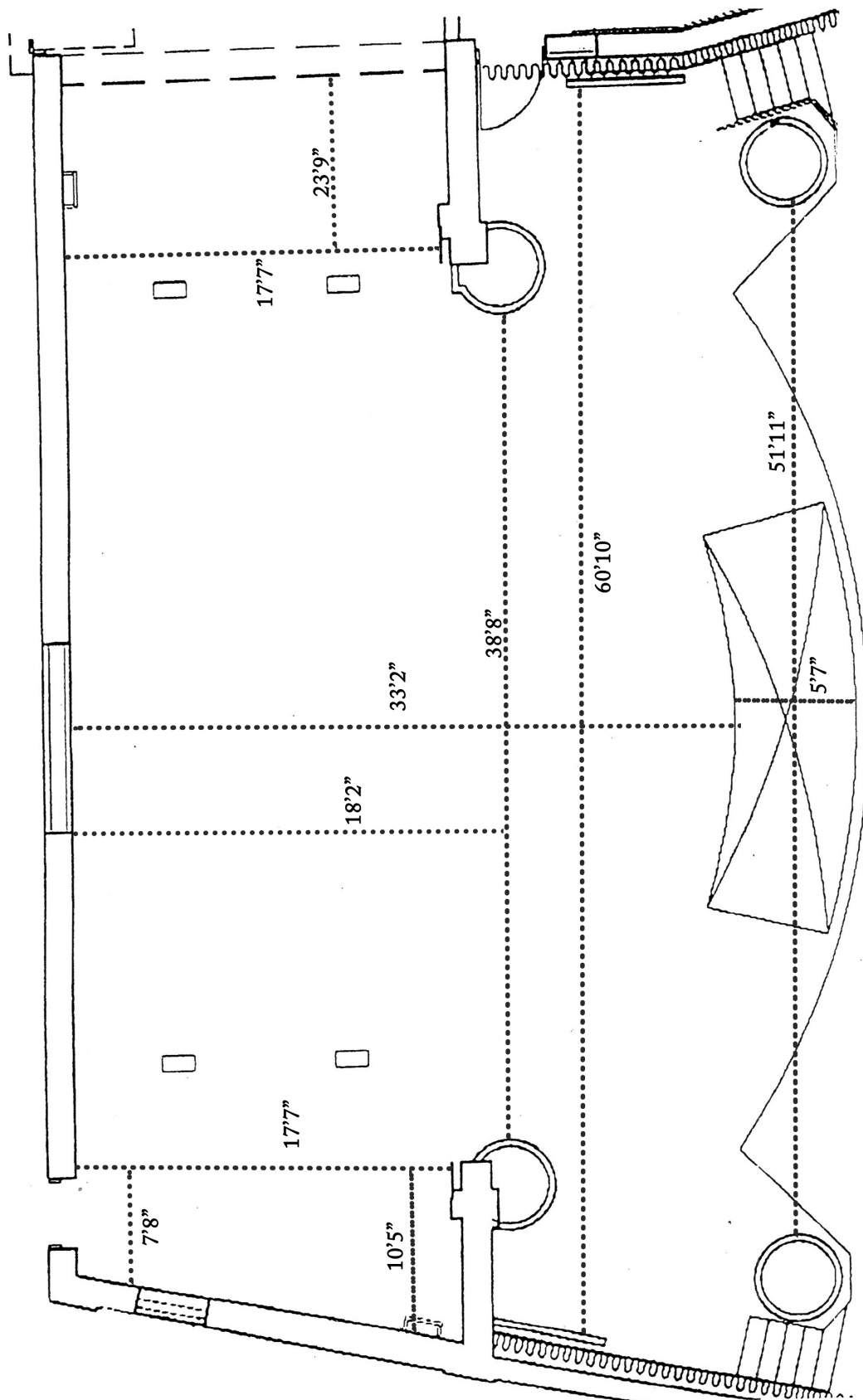
- Orchestra pit at Center to back wall - 18'3"
- Orchestra pit at widest point - 31'
- Height - 7'4"
- Height at opening - 8'8"
- The Orchestra pit is held up by 4 sections of scaffolding. It can be at stage level or at pit level.

3.3 Dance Floor/staging

- Black Marley is available for rent. Covers whole stage area.
- We have 8 4x8ft Versilite Risers with legs from 8-32 inches.

Lincolntheatrecolumbus.com

3.4 Stage Plot



4. Rigging and Line plot

We have a double purchase system that is operated from above the stage left area. The system is manually operated. Capacity of each line set is 1200lbs.

* Indicates non-moveable line set

— EQUIPMENT SCHEDULE —

ITEM		DISTANCE FROM PROSCENIUM	NOTES
FC	FIRE CURTAIN	0'-3"	PIPE BATTEN 22'-0" Lg. DRAPERY: 22'-0" H x 44'-0" W
1	VALANCE	1'-0"	PIPE BATTEN 47'-0" Lg. DRAPERY: 6'-0" H x 47'-0" W
2	MAIN CURTAIN	1'-6"	PIPE BATTEN: 48'-6" Lg. — No. 60 TRACK 25'-9" Lg. DRAPERY IN TWO (2) SECTIONS: EACH 20'-6" H x 25'-9" W
PS	PICTURE SCREEN REAR PROJECTION	2'-0"	PIPE BATTEN x 48'-6" Lg. SCREEN SIZE TO BE DETERMINED
3	No. 1 ELECTRIC	3'-0"	DOUBLE PIPE BATTEN x 48'-6" Lg.
5	NO. 1 LEG	5'-0"	PIPE BATTEN x 48'-6" Lg. — No. 62 TRACK 10'-0" Lg. DRAPERY: 20'-6" H x 10'-0" W
6	SCENERY BATTEN	6'-0"	PIPE BATTEN x 48'-6" Lg.
7	SCENERY BATTEN	7'-0"	PIPE BATTEN x 48'-6" Lg.
8	SCRIM	8'-0"	PIPE BATTEN x 48'-6" Lg. DRAPERY: 20'-6" H x 48'-0" W
9	SCENERY BATTEN	8'-6"	PIPE BATTEN x 48'-6" Lg.
10	SCENERY BATTEN	10'-0"	PIPE BATTEN x 48'-6" Lg.
11	No. 1 BORDER	11'-6"	PIPE BATTEN 48'-6" Lg. DRAPERY: 4'-0" H x 48'-6" W
12	MID-STAGE	12'-6"	PIPE BATTEN: 48'-6" Lg. — No. 60 TRACK 25'-9" Lg. DRAPERY IN TWO (2) SECTIONS: EACH 20'-6" H x 25'-9" W
13	No. 2 ELECTRIC	13'-6"	DOUBLE PIPE BATTEN x 48'-6" Lg.
14	SCENERY BATTEN	14'-6"	PIPE BATTEN x 48'-6" Lg.
15	No. 2 BORDER	15'-0"	PIPE BATTEN 48'-6" Lg. DRAPERY: 4'-0" H x 48'-6" W
16	NO. 2 LEG	16'-0"	PIPE BATTEN x 48'-6" Lg. — No. 62 TRACK 10'-0" Lg. DRAPERY: 20'-6" H x 10'-0" W
17	No. 3 ELECTRIC	10'-0"	DOUBLE PIPE BATTEN x 48'-6" Lg.
18	SCENERY BATTEN	11'-6"	PIPE BATTEN x 48'-6" Lg.
19	SCENERY BATTEN	12'-6"	PIPE BATTEN x 48'-6" Lg.
20	SCENERY BATTEN	13'-6"	PIPE BATTEN x 48'-6" Lg.
21	REAR TRAVELER	14'-6"	PIPE BATTEN: 48'-6" Lg. — No. 60 TRACK 25'-9" Lg. DRAPERY IN TWO (2) SECTIONS: EACH 20'-6" H x 25'-9" W
22	SCENERY BATTEN	15'-0"	PIPE BATTEN x 48'-6" Lg.
23	CYCLORAMA	16'-0"	PIPE BATTEN x 48'-6" Lg. DRAPERY: 20'-6" H x 48'-0" W

Lincolntheatrecolumbus.com

5. Electrical

ONSTAGE POWER

- (2) 60amp Company Switch 3 Phase, 5 wire (only use 1 at a time)
- (6) Standard Edison Audio Only Curcuits
- (3) Standard Edison Curcuits

OFFSTAGE POWER

- (1) 200amp Company Swtich 3 Phase, 5 wire
- (1) 100amp Company Switch 3 Phase, 5 wire

DIMMERS

- (240) ETC Sensor+ Dimmer channels at 2.4kW per dimmer
- (2) SR48+ Dimmer rack model, (1) SR24+ Dimmer rack model
- (17) Dimmers are used for house/work lights
- (8) Dimmers are used for hot power to electrics, twist lock connectors

6. Lighting

6.1 Lighting Equipment

DIMMER/RELAY CONTROL

Control protocol is available on Streaming ACN (sACN) compliant Ethernet, available at all areas of stage and control positions. Standard 5-pin DMX control connection is available via ETC Net3 2-port Portable Network Nodes.

HOUSE LIGHTS

Control is available through touch screen preset panels, or via DMX Universe 1. An installed touch panel is available stage Left, FOH mix position. Touch panel has presets for House Full, Half, and Off, as well as individual zone controls for Work and Running Lights.

CONSOLE

ETC Ion, with fader wing (mounted left of main controller), Dual LCD monitors, mouse and keyboard. Console is connected via sACN network and has two DMX 5-pin out ports available. Console is configured on a mobile workstation, and may be placed at any FOH or stage position that has available network input.

Lighting

CIRCUIT/DIMMER LAYOUT

FOH 1
FOH 2
FOH 3
1st Electric
2nd Electric
3rd Electric
House Left Torum
House Right Torum

LIGHTING INVENTORY IN REP PLOT

(21) Etc lustr series 2
(12) Altman Spectra par 100
(12) Source 4 PAR
(16) Source 4 jr zoom
(2) Source 4 zoom 25-50°
(10) Source 4 19° Specials
(4) Chauvet Slim PAR 64
(4) Altman Spectra cyc
(2) Spotlight Canto 575 msd/msr

*Conventional Fixtures run at 575w

LIGHTING ACCESSORIES

(7) Top Hats
(1) Chauvet opto splitter
(8) lighting base
(8) 5 Ft booms
(1) small opto splitter
(2) 4 channel dimmer pack
(4) Show babies



6.2 Rep Plot



Light Plot

Lincoln Theatre Rep Plot

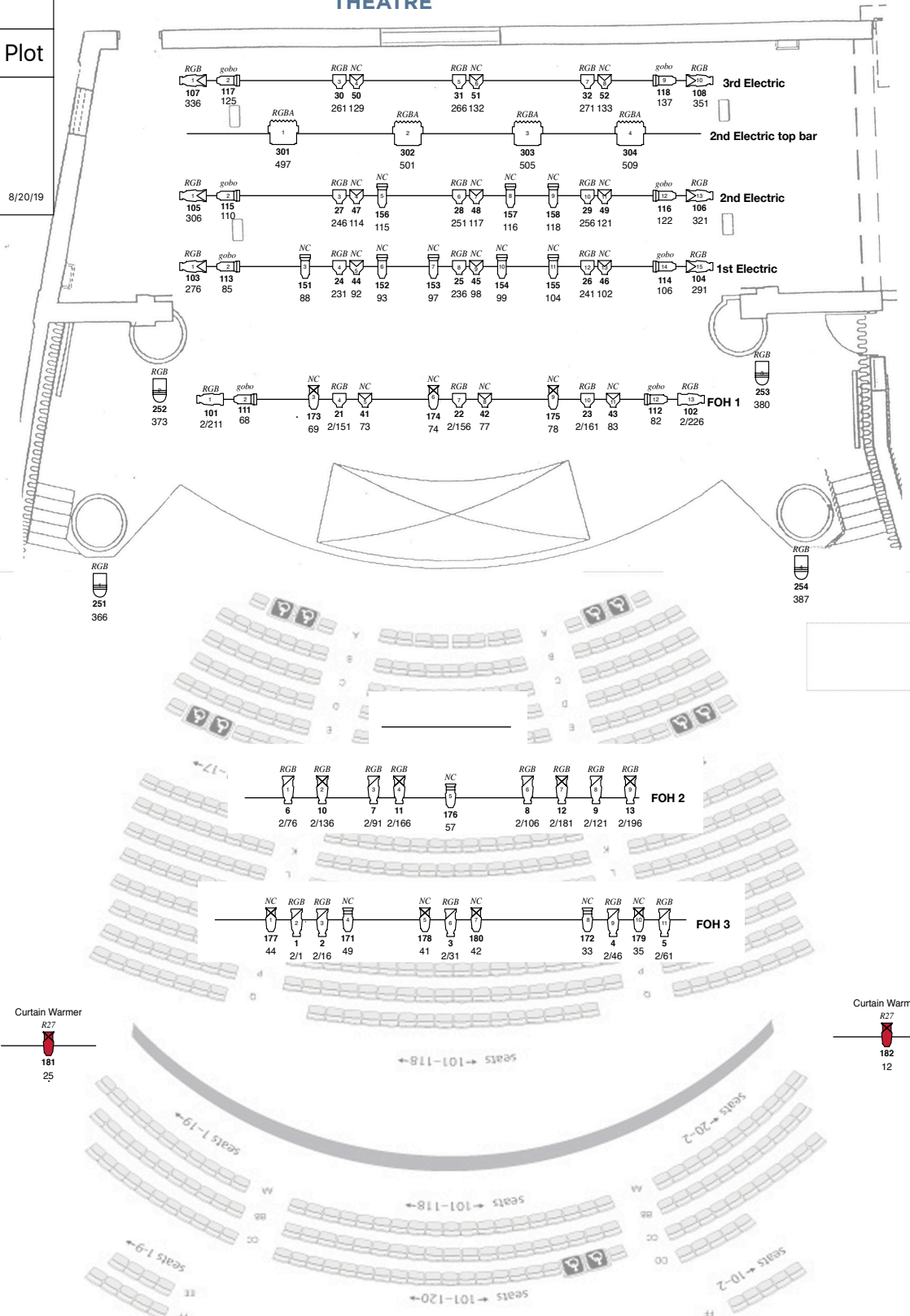
Venue:
Lincoln Theatre Columbus, Ohio
Designer:
Lincoln staff

8/20/19

Key

Color
Channel
Dimmer

- 19° Source Four
- 25-50° Source Four Zoom
- 25-50° Source Four J
- Spectra Par 100
- ETC Par
- Spectra Cyc
- LED Par64
- Source 4 LED Series 2 Lustr 36°
- Source 4 LED Series 2 Lustr 50°
- Source 4 LED Series 2 Lustr 26°
- Source 4 LED Series 2 Lustr 19°



Lincolntheatrecolumbus.com

7. Sound

7.1 Sound Equipment

AMPS

- (2) D&B 30 D amp
- (1) D&B DS 10 dante bridge
- (1) D&B D20 amp

SPEAKERS

- (4) D&B Vi7p - 2 per side-Left and Right
- (2) D&B Vi10p - Center
- (4) D&B VG-Sub - 2 per side
- (4) D&B 5s - Front Fills
- (2) D&B E12 - Front Warmer

MONITORS

- (8) RCF TT+ TT45-CXA



FRONT OF HOUSE CONSOLE

- Yamaha CL5
- Rio 3224 D-2
- Rio 1608 D-2
- Waves Soundgrid combo/server
- Running DANTE from RIOs to FOH and to Amps

MONITOR CONSOLE

- (1) Yamaha M7CL

PIANO

- (1) Yamaha C7 Semi Concert Grand Piano

MICROPHONES

- (7) Shure sm 58
- (1) Shure Beta 58
- (4) Shure sm 57
- (1) Shure beta 57
- (3) Shure beta 98
- (1) Shure vp88
- (4) Shure ksm 137

- (6) Audio technica 3000
- (1) Audio technica 5100
- (3) Audio Technica at8538
- (2) Audio Technica 4041

- (2) Sennheiser e 604
- (1) Sennheiser e 902
- (4) Sennheiser md 421

- (4) EV n/d 468
- (2) EV RE 320
- (1) EV RE 20

- (4) Crown pcc 160

- (1) Audix d 6
- (4) Audix choir mic

- (1) Beyer Dynamic m69 t8

- (1) Podium mic equation g.20

- (10) Goosenecks

WIRELESS

- (4) Shure 185 lav
- (4) Shure ur1 beltpacks
- (4) Shure ur2 handheld
- (2) Shure paddles ua870ustv
- (2) Shure omniwhips 1/4 frequency
- (2) Shure ulx p4 beltpak
- (2) Shure ulx p4 handheld
- (2) Shure ulx p4 reciever
- (4) Shure wireless ur4d+ reciever

DI BOXES

- (4) Whirlwind imp 2
- (3) Radial JDI passive
- (2) Pro co cb-1

STANDS

- (7) Short round base
- (14) Tall round base
- (1) Short tripod
- (7) Tall tripod

7.2 Intercom

- (8) Comm head sets
- (6) Clear-comm belt packs
- (4) Stomp boxes

8. Video

8.1 Video Equipment

- (2) Macbook pro w/QLab 4
- (6) Decimators md-hx
- (2) Black magic sdi distribution sdi splitter
- (2) Samsung tv 60"
- (2) LG TV 42"
- (1) Sony bluray player
- (1) Kramer switcher
- (1) Panasonic video switcher avhs400a

8.2 Projection

PROJECTOR

- (1) Panasonic PT-RZ120LB Laser
- (1) Short Throw Lens
- (1) 20x12ft Rear projection surface

-The space is set up for Rear Projection with a 15ft throw distance

-Secondary Rear Projection set up with a 16x9ft screen on Line Set 7

-Front Projection set ups have to be done from the balcony. Hanging a projector from an I-beam to hit either 16x9ft screen (70ft throw) or onto cyclorama (88ft throw) are two ways. Rental of a stronger projector is needed for this set up.

9. Dressing Rooms/ Laundry

DRESSING ROOMS

- We have 2 star dressing rooms located backstage on stage level. These include a large mirror with surrounding lighting, restroom and shower. Can fit 2-3 people comfortably.
- 2 large choral style dressing rooms with surrounding mirrors are located in the basement below the stage. Can fit 12-15 people comfortably.
- Extra dressing room would be the lounge space next to the pit area.
- Restrooms are across the hall.
- Costume racks are available in each dressing room.

GREEN ROOM

- Green room located across hall from Stage left area. Equipped with refrigerator and small sink.

LAUNDRY

- 1 Laundry room with washer and dryer. Located in basement down the hall from dressing rooms.
- Iron and ironing board are available
- 2 Steamers
- Bath towels and hand towels are available